

Electric Press Brake

EUROMAC®

General Catalogue

Innovation, reliability
and productivity.

1023



FX bend 1023

The FX bend 1023 stands out for innovation and high accuracy. The design and attention to detail are combined with high quality standards, with the aim to provide you with a machine that is streamlined, productive and exciting.

Bending length
1020 mm.

Maximum bending force
230 kN.



ENERGY SAVING
Only 1 Kw/h



ERGONOMICS



EASY TO MOVE

Innovation, reliability
and productivity
combined with
a stronger power
and enlarged
bending length.

1547



FX bend 1547

A machine designed to overcome your goals. Thus it was born the FX Bend 1547. A solution for your performance needs that combines the features of the FX Bend range with greater power and an increased bending length.

Bending length
1530 mm.

Maximum bending force
470 kN.



ENERGY SAVING
Only 2,8 Kw/h



ERGONOMICS



EASY TO MOVE

One hundred tons of power
and greater bending length.
Euromac technology shows
it has muscles.

3100



FXbend 3100

Finally the machine is designed to go further.
More equipment capacity, increase in the bending
length and great versatility, because it is possible to
increase the number of usable tools.

Bending length
3060 mm.

Maximum bending force
1000 kN.



ENERGY SAVING MACHINES:
Only 4,8 Kw/h




INNOVATION

Maximum precision
and maximum tonnage
during the whole
bending length.



BACKGAUGE

Maximum productivity.
The reduced weight
of the indexes,
allows to reach
a speed of up
to 1.100 mm/s.


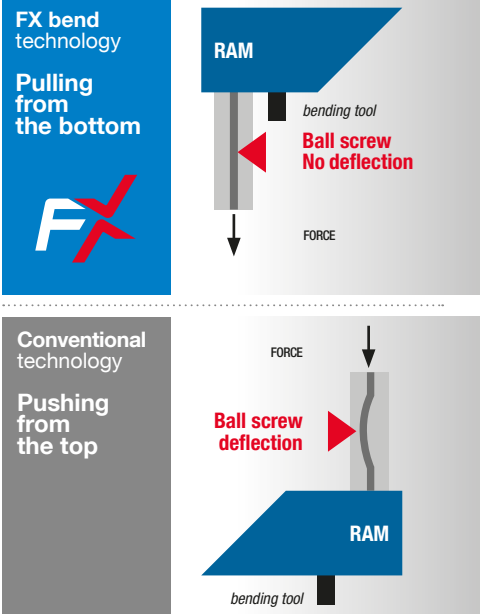



**Direct drive motor
and bottom pull.**

Maximum efficiency and reliability (no unnecessary links and moving parts), maximum accelerations (low inertia), strength and precision (no deflections on the ball screw while applying force).

**Speed of 200 mm/s and deceleration
until the mute point.**

Thanks to the direct drive, short screw and pull system, the FX bend quickly reaches the top speed and decelerate when the punch reaches the material to a safe bending speed.



4 Axes
X, R, Z1 & Z2.

Fully automatic and programmable
X, R, Z1 and Z2 axes.

6 Axes
X1, X2, R1, R2, Z1 & Z2.


Fully automatic and independent
movements. The reduced weight
of the indexes, allows to reach
a speed up to 1.100 mm/s
which, together with high acceleration
(200 mm/s²), ensure a maximum
productivity.

**Maximum reliability.
Monoblock frame.**

The frame is made out of interconnected Meehanite (700 N/mm² resistance) monoblock frames. This delivers maximum rigidity, reliability and accuracy for your parts.

Thanks to the ergonomic frame design the user works in a comfortable position, the machine allows bends up to the maximum length and tools are easily removed from the side.

Patent Pending.



Configuration

TOOL TYPE

Easy to use.
Compatible with the best quality tools.



Safety

GUARDING SYSTEM

Highly effective solutions for **operator security and machine productivity.**



Wila clamping tooling system.

- Top tool holder with automatic pneumatic clamping system.
- Bottom tool holder with automatic hydraulic clamping system and multi section manual crowning.



Promecam fast punch clamping system.

Quick and easy top tool holder fast clamping system which allows the frontal tool ejection and the automatic punch alignment in order to reduce the machine set up!

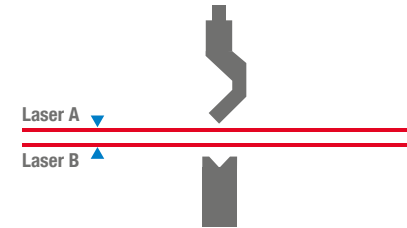


Promecam fast clamping system with manual crowning system table.

Quick and easy top and bottom tool holders fast clamping system which allows the frontal tool ejection and the automatic alignment in order to reduce the machine set up time! The table has multi section manual crowning system which is a fast and precise way to ensure a steady angle through the bending length.

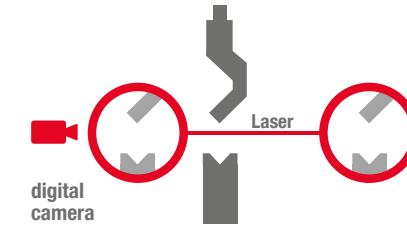


LZS-LG-HS




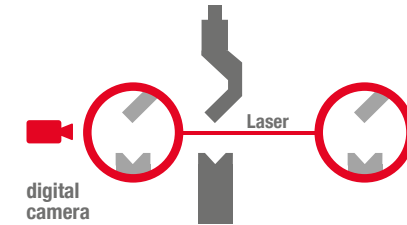
Allows the operator to work safely close to the tools even as the RAM and backgauge moves at high speed. The maximum speed holds up to 6 mm distance from the part. The system continuously monitors the speed performance of the pressing beam.

IRIS



RapidBend Ultimate minimizes the “slow” speed movements of the machine. The punch reaches the max speed up to the material contact to make the most of the machine performance. RapidBend is the innovative technology that reduces the normal machine cycle up to 2 seconds reducing significantly the operation time and costs saving. this system allow the machine to go up to 25 mm/sec in bending area. The IRIS and IRIS Plus versions are equipped with the BSM (Bend Speed Management) system, which ensures working area speed of up to 25 mm/s.

IRIS PLUS



The “Active Angle Control” controls and adjusts in real time the angle throughout the bending process. The “Active Angle Control” ensures angular accuracy regardless of material variations and forming conditions as it eliminates the influence of bend length, bending force and off center loads. The result is maximum precision, absolute repeatability. No material setting, no sheet length setting, no bending force setting, no sampling test, no manual correction: you just set the desired angle and you get it, no matter which material, dimension bending force.

OPTIONAL

WIDE RANGE
OF TOOLS TO
FACILITATE AND
IMPROVE YOUR
WORK



Configuration

CONTROL UNIT

FX touch software
user friendly interface.




Crowning

Despite the fact that our bending machines are very robust with minimal bending, the automatic bending allows any type of deviation to be recovered, guaranteeing a constant and precise bend whatever the material or bending length.




Data M.

Allow the angle to be actively controlled at different points along the fold, ensuring accuracy and repeatability even in the most complex folds.



Companions

They play an essential role for all very long and heavy workpieces, but also for very thin ones. They help the operator and guarantee high bending quality with very precise tracking of the material.



CNC control unit:

- Anti-glare LCD touch-screen
- Dust resistant.
- Impact resistant

- Compatible with all Windows versions
- USB and WiFi connections
- DXF importation

- Graphic visualisation 2.5 D
- Optional 3D visualiser
- Two-way data exchange for business management

** Values are subject to possible variations*

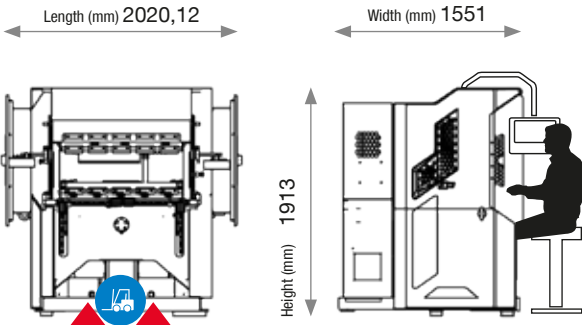




FXbend
1023

technical data

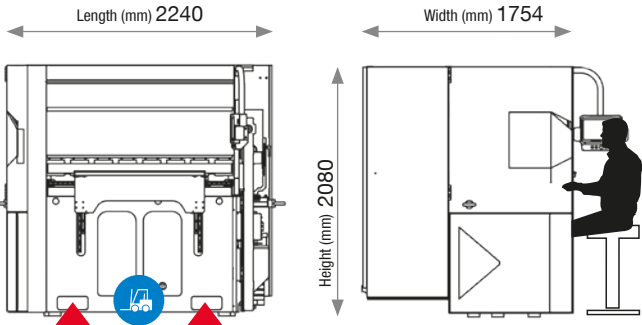
1023	
Max. bending force (kN)	230
Bending length (mm)	1020
Y axis stroke (mm)	196
Y axis speed (mm/sec)	200
Inclination (mm) (Y1-Y2)	-
Opening (mm) (table to ram)	470 (395)
X axes stroke (mm) (4 axes X-R-Z1-Z2)	375 + 400
4 AXES BACKGAUGE (X - R - Z1-Z2)	
R axes stroke (mm) (4 axes X-R-Z1-Z2)	180
Z axes stroke (mm) (4 axes X-R-Z1-Z2)	850 - 85x2
X axes speed (mm/sec) (4 axes X-R-Z1-Z2)	250
R axes speed (mm/sec) (4 axes X-R-Z1-Z2)	600
Z axes speed (mm/sec) (4 axes X-R-Z1-Z2)	1100
X axes stroke (mm) (6 axes X1-X2-R1-R2-Z1-Z2)	375 + 230
6 AXES BACKGAUGE (X1-X2 - R1-R2 - Z1-Z2)	
R axis stroke (mm) (6 axes X1-X2-R1-R2-Z1-Z2)	180
Z axis stroke (mm) (6 axes X1-X2-R1-R2-Z1-Z2)	744
X axis speed (mm/sec) (6 axes X1-X2-R1-R2-Z1-Z2)	1000
R axis speed (mm/sec) (6 axes X1-X2-R1-R2-Z1-Z2)	650
Z axis speed (mm/sec) (6 axes X1-X2-R1-R2-Z1-Z2)	800
Connections wireless/USB port	YES/2
Motor power (kW)	1x5,2
Connected load (kWa)	5
Approx. weight (kg)	2260



FXbend
1547

technical data

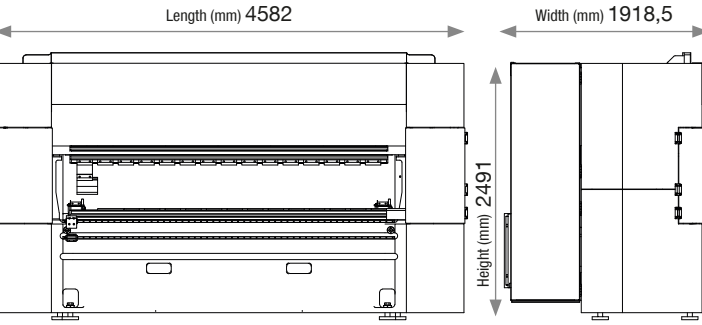
1547	
Max. bending force (kN)	470
Bending length (mm)	1530
Y axis stroke (mm)	250
Y axis speed (mm/sec)	200
Inclination (mm) (Y1-Y2)	+ - 10
Opening (mm) (table to ram)	470 (395)
4 AXES BACKGAUGE (X - R - Z1-Z2)	
X axes stroke (mm) (4 axes X-R-Z1-Z2)	375 + 400
R axes stroke (mm) (4 axes X-R-Z1-Z2)	180
Z axes stroke (mm) (4 axes X-R-Z1-Z2)	1500 - 85x2
X axes speed (mm/sec) (4 axes X-R-Z1-Z2)	250
R axes speed (mm/sec) (4 axes X-R-Z1-Z2)	600
Z axes speed (mm/sec) (4 axes X-R-Z1-Z2)	1100
6 AXES BACKGAUGE (X - R - Z1-Z2)	
X axes stroke (mm) (6 axes X1-X2-R1-R2-Z1-Z2)	375 + 705
R axis stroke (mm) (6 axes X1-X2-R1-R2-Z1-Z2)	180
Z axis stroke (mm) (6 axes X1-X2-R1-R2-Z1-Z2)	1350
X axis speed (mm/sec) (6 axes X1-X2-R1-R2-Z1-Z2)	1000
R axis speed (mm/sec) (6 axes X1-X2-R1-R2-Z1-Z2)	650
Z axis speed (mm/sec) (6 axes X1-X2-R1-R2-Z1-Z2)	800
Connections wireless/USB port	YES/2
Motor power (kW)	2x5,2
Connected load (kWa)	5
Approx. weight (kg)	4400



FXbend
3100


technical data

3100	
Max. bending force (kN)	1000
Bending length (mm)	3060
Y axis stroke (mm)	300
Y axis speed (mm/sec)	220
Inclination (mm) (Y1-Y2)	+ - 5
Opening (mm) (table to ram)	520
6 AXES BACKGAUGE (X1-X2 - R1-R2 - Z1-Z2)	
X axes stroke (mm) (6 axes X1-X2-R1-R2-Z1-Z2)	350 + 500
R axis stroke (mm) (6 axes X1-X2-R1-R2-Z1-Z2)	180
Z axis stroke (mm) (6 axes X1-X2-R1-R2-Z1-Z2)	2950
X axis speed (mm/sec) (6 axes X1-X2-R1-R2-Z1-Z2)	800
R axis speed (mm/sec) (6 axes X1-X2-R1-R2-Z1-Z2)	600
Z axis speed (mm/sec) (6 axes X1-X2-R1-R2-Z1-Z2)	800
Connections wireless/USB port	YES
Motor power (kWh)	2x5
Connected load (A)	63
Approx. weight (kg)	9500





Automatic Loading and Unloading Systems



Punching Machines



Automated Electric Press Brake



Bending Machines



Notching Machines

EUROMAC®

Euromac S.p.A.
Via per Sassuolo, 68/g
41043 Formigine (MO) - Italy
Tel. +39 059 579511
Fax +39 059 579512
info@euromac.it



INDUSTRY 4.0



MANUFACTURED & ASSEMBLED
IN ITALY BY EUROMAC

www.euromac.com

Responsibility. The actual product may differ slightly from the images in the catalogue. Any information in this catalogue may be subject to modification without prior notice.